

*THIS REPORT MAY BE COPIED ONLY AS A WHOLE. WRITTEN CONSENT IS
NEEDED FOR OTHER FORMS OF COPYING.*

Warsaw, 12.05.2008.

REPORT ON APPLICATION STUDIES AND APPARATUS

TESTS

B – 17477/3345/08

COLWAY NATURAL COLLAGEN

submitted by

COLWAY Sp.J. 84-207 Koleczkowo ul Hippiiczna 19 Poland

Tel. 0048 58 6762262 fax. 0048 58 6760478 colway@colway.net.pl



Certificate ISO 9001:2000 No. 80606602

in the scope of:

studies on the influence of cosmetics and domestic detergents on human health and safety, studies of functional properties and conformity to standards. Microbiological studies, technical specifications and water tests.

1.	<p>Basis for conducting the tests</p>	<ul style="list-style-type: none"> ✿ Order no. <i>B – 17477/3345/08</i> and laboratory samples of the preparation submitted in the commercial packaging, ✿ Quality composition of the product according to INCI terminology placed on the individual packaging: aqua, collagen, capryl glycol, elastin, lactic acid, ✿ Certificate of microbiological study attached by the Client (Annex 1), ✿ Dermatological tests (contact test) done by S.L.B. “ITA – TEST”. <div style="border: 1px solid black; background-color: #e6f2ff; padding: 10px; text-align: center;"> <p><i>The Client is responsible for conformity with the declared quantity and quality composition as well as microbiological cleanliness of the delivered samples.</i></p> </div>
2.	<p>Product characteristic</p>	<p>Commercial packaging – bottle of 200 ml, made of frosted glass with a pump applicator, packed in a box on which the following information is printed: name of the product, what the product is intended for, composition according to INCI terminology, name and address of manufacturer and shelf life (12 months after the bottle was opened for the first time) (PaO symbol). Code and expiry date printed on the bottom of the box: 1312; 07/2009.</p> <p>Product appearance: slightly yellow, homogeneous, smooth mass, without lumps, with a scent characteristic for the ingredients used.</p>
3.	<p>What is the product intended for</p>	<p style="text-align: center;">COLWAY NATURAL COLLAGEN</p> <p>Boosts the collagen fibre renewal processing, which makes it a broad-spectrum cosmetic product. is recommended mainly for skin care of the face and neck (all skin types).</p>

4.	Effects of the product, as declared by the Client	<p><i>If used regularly:</i></p> <ul style="list-style-type: none"> • moisturises and gives long-lasting, optimal moisturisation of the skin, • improves the biomechanical parameters of the skin: suppleness, elasticity and plasticity, • smoothes the skin, • makes wrinkles shallower.
5.	Scope of tests pursuant to:	<p style="text-align: center;">Act of 30 March, 2001 on cosmetics</p> <p style="text-align: center;">(Journal of Laws No. 42, item 473, with later amendments)</p> <p style="text-align: center;">Article 11, section 1, points 4 and 6</p> <p>✚ point 4 – evaluation of the influence of cosmetics on human health and safety, including skin tolerance tests of the tested cosmetics, in the place of application.</p> <p>✚ point 6 – confirmation of the product effects, as declared by the Client, including tests of the functional properties of the submitted products.</p>
6.	Method of conducting the studies	<p>I. Application studies</p> <p>The product was used in the Laboratory Beauty Parlour S.L.B. “ITA –TEST” under the control of a dermatologist, using a group of 6 appropriately selected female probands-voluntaries, according to the instruction of usage prepared by the Manufacturer.</p> <p>II. Apparatus tests, confirming or excluding the product effects, as declared by the Client, were conducted in the Apparatus Test Laboratory S.L.B. “ITA-TEST.”</p> <p>III. Photographic documentation</p> <p>In order to testify the effectiveness of the anti-wrinkle properties of the product, photos of the tested skin areas near the eyes were taken before and after the tests. Some randomly selected photographs are presented on page 17 of this report.</p>

<p>7. Selection of probands-volunteers</p>		<p style="text-align: center;">The selection of probands-volunteers was organised according to the Testing Procedure PB S.L.B. “ITA – TEST” 03/DA</p> <p>After recording the detailed medical histories and evaluating the skin appearance and condition, the dermatologist selected 6 women in the age group 39 – 60 to take part in the tests.</p> <p>Among the probands, 1 person had dry skin, 3 women had mixed skin with a predominance of dry areas, 1 person had normal skin, and 1 person had mixed skin with a predominance of oily areas.</p> <p>There were indications for use of the product by all probands as their skin was tired due to stress, tiredness, an active lifestyle or harmful environmental factors (e.g. low humidity, work at a computer).</p> <p>All probands had skin with visually lowered elasticity, rough, greyish, and with laughter lines as well as static wrinkles near the eyes and mouth. Moreover, 3 probands had dilated blood vessels in their cheek skin.</p> <p>The skin in the areas of product application was examined by the dermatologist before and after the study, while during the tests control evaluations were conducted. At commencement of the study, the probands’ skin was without cutaneous changes and did not show the symptoms of irritation.</p> <p style="padding-left: 40px;">There were no special requirements towards the volunteers taking part in the test as the basic assumption was that the product effects should be tested under normal conditions, the same as the conditions in which it is intended to be used. The results of the measurements could be affected by the following factors: skin type and skin condition, genetically determined individual features of the probands, stress, nervous tension, tiredness, environmental conditions etc.</p>
<p>8. Method of conducting the studies:</p>		<p>I. Application studies – Laboratory Beauty Parlour S.L.B. “ITA-TEST,”</p> <p>Studies consisted in using the tested product, in accordance with its purpose, by a beautician in a series of treatments, which included:</p> <ul style="list-style-type: none"> • removal of the make-up (with a preparation appropriate for a given skin type), • cavitation peeling cleaning of the face skin (with the use of BIOSonoPeel BSO-01 device), • skin toning, • application of the tested product and massaging it into the face and neck skin (also near the eyes),

- application of a thin layer of day cream on the face and neck skin (after the tested product was absorbed),

- putting on make-up (if the proband wanted this).

The treatments were given for a period of 4 weeks, 2 times a week. On the remaining days, the probands used the product at home. All probands had the conditioning cream applied in the Beauty Parlour and they used the same cream at home.

Note: conditioning cosmetics used as complementary preparations were all dermatologically and microbiologically tested, and introduced to the market.

During conducting of the studies:

■ *the beautician was obliged to:*

- make observations and write down the remarks concerning skin reactions to the applied product,
- gather detailed information about the probands' feelings during and after the treatment,
- inform the dermatologist about all negative skin reactions,
- write down in the questionnaires all remarks about the functional properties of the product,
- evaluate, after finishing the series of treatments, the condition of the skin in the area where the product was applied.

■ *The probands were obliged to:*

- come to the beauty parlour in order to have the product professionally applied by the beautician; on the remaining days the probands applied the product by themselves, in accordance with the method of usage as recommended by the Client (the detailed description was provided in the questionnaires),
- inform the beautician about their feelings connected to the skin reactions to the tested product, both during and after the treatment,
- avoid, during the test, using any other preparations acting similarly to the tested product,
- inform the dermatologist immediately if any negative symptoms appear on the skin.

The product evaluations obtained from the probands and the beautician are presented in Annexes 2 and 3.

II. Apparatus tests concerned the evaluation of the influence of the series of

		<p>treatments with COLWAY on:</p> <ul style="list-style-type: none"> ● level of moisture in the skin, ● skin smoothness, ● biomechanical parameters of the skin (suppleness, elasticity and plasticity), ● depth of wrinkles. <p>Tests were made on the group of 6 probands-volunteers, who used the product in the Laboratory Beauty Parlour and under domestic conditions.</p> <p>Conducting tests</p> <p>One day before the day when the apparatus tests were to be conducted, the probands did not apply any moisturising and regreasing preparations to the face and neck skin. On the days when the measurements were taken (initial and final measurements) the probands did not put on any make-up.</p> <p>Before the tests started, as well as after 4 weeks of product use, the measurements listed below were taken in the cheek skin, near the eyes, of the probands, with the use of Courage-Khazaka apparatuses:</p> <ul style="list-style-type: none"> ● the skin moisture content, measured using the capacitance method (single measurement) – with a Corneometer CM 825 PC, ● skin smoothness – with the Visioscan VC 98 camera, the obtained pictures were analysed using SELS 2000 software, ● biomechanical parameters of the skin (suppleness, complete elasticity and plasticity) – with a Cutometer SEM 575, ● the depth of wrinkles – using the method of skin surface replication in silicon polymer (profilometry), the analysis of the obtained replicas was made using Skin Visiometru SV 600 software. <p>All the measurements were conducted in an air-conditioned room, at $20 \pm 2^{\circ}$ C and relative humidity 40% – 60%, in accordance with the Testing Procedures required for S.L.B. “ITA – TEST.”</p> <p>The test results are presented in the form of tables (Annexes 4 – 9) and graphs (Annexes 1 – 4).</p>
9.	Time frame of the tests	All the selected people completed the tests, which lasted from 10.03.2008 to

Evaluation of the influence of the cosmetic product on human health and safety (Article 11, section 1, point 4) –

including tests concerning face skin tolerance to:

COLWAY NATURAL COLLAGEN

(Act of 30 March, 2001 on cosmetics - Article 11, section 1, point 4)

I. Evaluation of the influence of the cosmetic product on human health and safety (Article 11, section 1, point 4), including tests concerning face skin tolerance to:

COLWAY NATURAL COLLAGEN

II. Confirmation of the functional properties declared by the Client

(Article 11, section 1, point 6)

for

COLWAY NATURAL COLLAGEN

On the basis of the evaluation by both the dermatologist and the beautician administering the treatments, as well as on the basis of feelings and observations made by the probands-volunteers (interviews), we can state that **COLWAY NATURAL COLLAGEN:**

❖ **did not cause skin irritation in the place of application**, such as: swelling, reddening, burning, tingling or severe itching, during or after the treatment.

As observed from the interviews (concerning the probands' feelings), during the application of the product, as well as during the careful observation of skin reactions while administering the treatment and after it, no negative symptoms were observed,

❖ **did not irritate the skin around the eyes**. While massaging the product into the skin, as well as after its absorption, the probands did not observe any product migration to the

conjunctiva and confirmed in the interview the lack of such symptoms as: conjunctiva reddening or the feeling of blurring,

- ❖ **did not have the negative influence on the dilated blood vessels**, during the tests the dermatologist, the beautician, and the probands did not observe any deepening of the existing vascular lesions or the appearance of the new ones.

After the series of treatments face and neck skin was clearly smoothed, shining, more elastic and tense, which made it look younger and well cared for.

- ❖ while being absorbed and while drying, the product caused quite a strong feeling of tightening of the epidermis, which smoothed and tensed the skin. Since the probands had been warned against the possibility of the appearance of such symptoms, they did not treat them negatively, all the more that after application of the conditioning cream, those symptoms abated,
- ❖ after only applying the product several times caused an increase in skin smoothness and moisture content, which led to a visible decrease of the visibility of surface wrinkles. The skin regained its natural smoothness, delicacy and fresh look, it also became more resistant to tiredness, as well as to the negative impact of the environmental factors (low humidity, long hours spent working at computer etc.).

In the opinion of dermatologist **COLWAY NATURAL COLLAGEN**

- ❖ was tolerated very well by the skin, in the appropriately selected group of probands no negative symptoms were observed during and after the product application,
- ❖ should be recommended for:
 - ⇒ people whose skin is mature, with visible symptoms of a loss of suppleness and elasticity, and which requires temporary intensive care,
 - ⇒ as a preventative measure for younger people whose skin is susceptible to tension and temporary drops in the moisture content, leading to slacking of the skin and the appearance of the first wrinkles.
- *contraindications for using the product are acute skin inflammation, which should be pharmacologically treated, and hypersensitivity to any of the product ingredients.*

I. OPINIONS AND INTERPRETATIONS CONCERNING THE DERMATOLOGICAL EVALUATION

On the basis of the test results it can be stated that:

COLWAY NATURAL COLLAGEN

If used as intended, then it meets the requirements of products safe for the health of people without any contraindications for the product use,

(Act of 30 March, 2001 on cosmetics, Article 11, section 1, point 4).

Name and signature of the person responsible for the dermatological evaluation

2. Confirmation of the functional properties declared by the Manufacturer

OF COLWAY NATURAL COLLAGEN:

(Act of 30 March, 2001 on cosmetics, Article 11, section 1, point 6)

On the basis of the evaluation of the dermatologist, the observations of the beautician administering the application, as well as subjective feelings of the probands (taking part in the tests), it can be stated that **COLWAY NATURAL COLLAGEN:**

- ◆ formed (at room temperature) a slightly yellow, homogeneous, smooth mass, without lumps, with a scent characteristic for the ingredients used, whose appropriate consistency made dosing easier and allowed for easy spreading and massaging into the skin without excessive stretching or mechanical irritation,
- ◆ was very well absorbed into the skin, leaving a film that did not cause any feeling of unpleasant stickiness or overloading of the skin. The film remaining on the skin surface (thin layer) protected it against the loss of moisture and decreased the tendency to dry out.

In connection with the fact that using Collagen causes a strong feeling of tightening of epidermis in most of the users, an appropriate conditioning cream was introduced to the study. The beautician and all the probands received the same type of conditioning cream, which, in our opinion, did not affect the results significantly. The obtained test results are presented as the influence of the Collagen on the changes in skin parameters.

Regular use of COLWAY NATURAL COLLAGEN

(within 4 weeks) resulted in:

⇒ **clear improvement in the skin moisture content.** Apparatus measurements showed that in the tested group of probands-volunteers, as early as after 2 weeks of product use, and were, on average, higher than before the tests; after 4 weeks of application the skin moisture content was higher than before the tests.

The results of measurements for each of the probands separately are given in Annex 4. Average results obtained after week 2 and 4 of product use are presented in table no. 1 and in chart no. 1.

Table no. 1

	Moisture content in the skin <i>(units of measurement)</i>		
	P₀	P_k¹	P_k²
[units of measurement]	61	70	75
<i>Average increase in the skin moisture content.</i> [units of measurement]		9	14
<i>Average increase in the skin moisture content.</i> [%]	100*	15	23

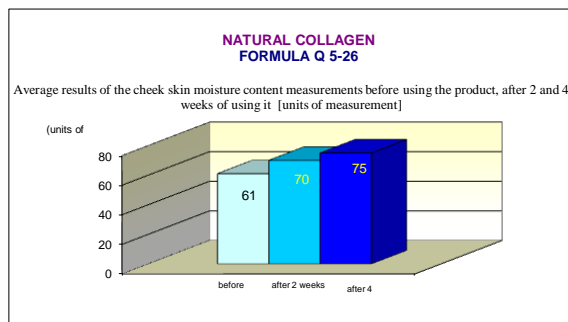
Where: P₀ – measurement taken before the applications started,

P_k² – measurement taken after 2 weeks of product use,

P_k⁴ – measurement taken after 4 weeks of product use.

* P₀ measurement assumed to be 100%

Graph no. 1



⇒ **the improvement of the biomechanical parameters of the skin** (suppleness, complete elasticity and plasticity).

The increase of those parameters occurred successively. The highest percentage increase was observed after 4 weeks of application, which means that using the product strengthened the condition of the skin and made it more resistant to deforming and stretching, as well as having a reduced tendency to form wrinkles, especially mimic ones. The face seemed younger; it did not show the age.

The results of measurements for each of the probands separately are given in Annexes 5 - 7. Average results obtained after 2 and 4 weeks of product use are presented in table no. 2 and on chart no. 2.

Table no. 2

	Skin suppleness			Skin complete elasticity			Skin plasticity		
	P_0	P_k^2	P_k^4	P_0	P_k^2	P_k^4	P_0	P_k^2	P_k^4
[units of measurement]	0.1546	0.1964	0.2191	0.6597	0.6965	0.7322	0.3266	0.3058	0.2590
Average increase (%)	100*	26	42	100*	6	11	100*	6	17

Where: P_0 – measurement taken before the applications started,

P_k^2 – measurement taken after 2 weeks of product use,

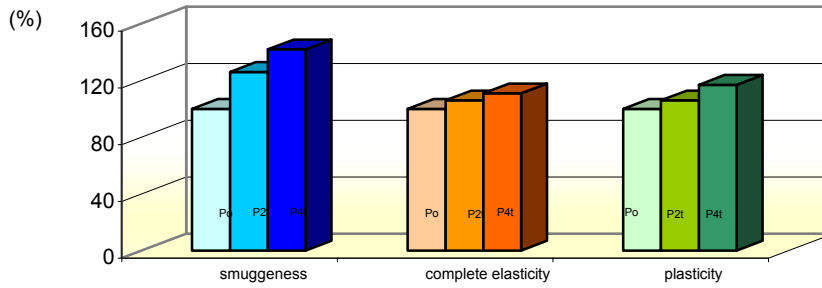
P_k^4 – measurement taken after 4 weeks of product use.

* P_0 measurement was assumed to be 100%

Graph no. 2

**NATURAL COLLAGEN
FORMULA Q 5-26**

Average results of the cheek skin biomechanical parameters measurements before using the product, after 2 and 4 weeks of using it [%]



⇒ **smoothed skin** making it pleasant to the touch. Measurements taken with the use of Visioscan VC 98 camera revealed that in the tested group of probands an increase in the skin smoothness (counted as the function of the volume of the hollows in the skin) appeared as early as after 2 weeks of applying the product, and then it increased successively until reaching a level 19% higher than initially (before starting the application of the product). The results of measurements for each of the probands separately are given in Annex 8. Average results are presented in table no. 3 and on chart no. 3.

Table no. 3

SKIN SMOOTHNESS			
	P₀	P_k²	P_k⁴
<i>[units of measurement]</i>	15	13	12
<i>Average increase in skin smoothness[%]</i>	100*	12	19

Where: P₀ – measurement taken before the applications started,

P_k² – measurement taken after 2 weeks of product use,

P_k⁴ – measurement taken after 4 weeks of product use.

* P₀ measurement was assumed to be 100%

⇒ **made wrinkles shallower.** Apparatus tests revealed that using the product regularly led to a reduction in the wrinkle depth by about 36% (in relation to the value before the

application started). This significant reduction of the wrinkle depth is testified by the photographic documentation attached to page 16 of this report.

The results of measurements for each of the probands separately are given in Annex 9.

Average results are presented in table no. 4 and on chart no. 3.

Table no. 4

THE DEPTH OF WRINKLES			
	P₀	P_k²	P_k⁴
<i>[units of measurement]</i>	0.15	0.12	0.10
<i>Average reduction of the depth of wrinkles [%]</i>	100*	21	36

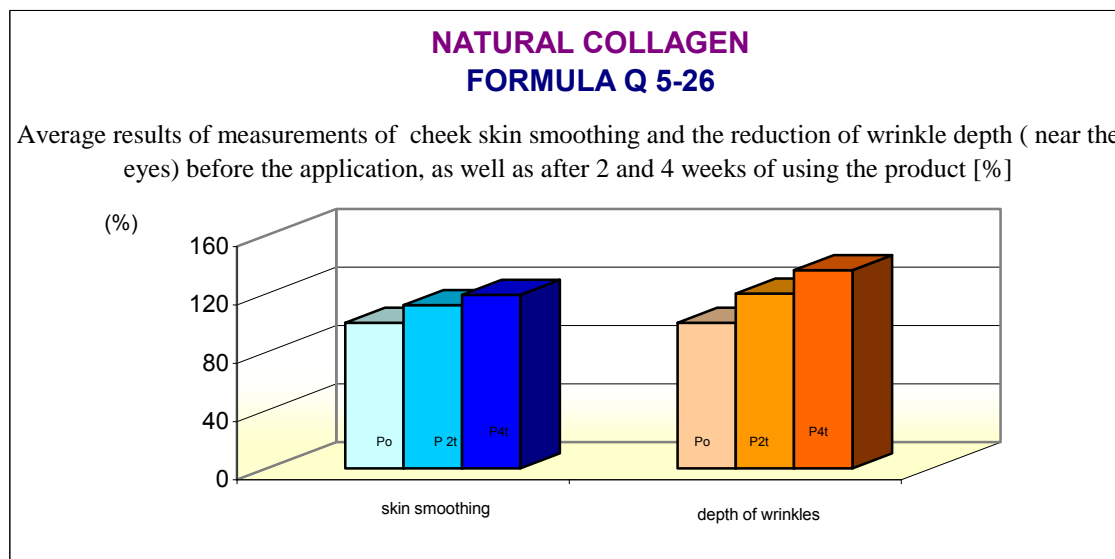
Where: P₀ – measurement taken before the applications started,

P_k² – measurement taken after 2 weeks of product use,

P_k⁴ – measurement taken after 4 weeks of product use.

* P₀ measurement was assumed to be 100%

Graph no. 3



III. PHOTOGRAPHIC DOCUMENTATION

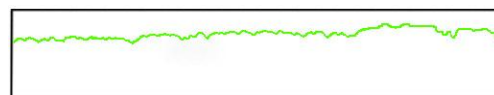
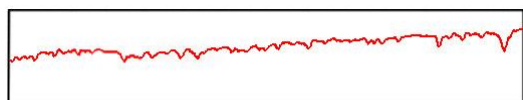
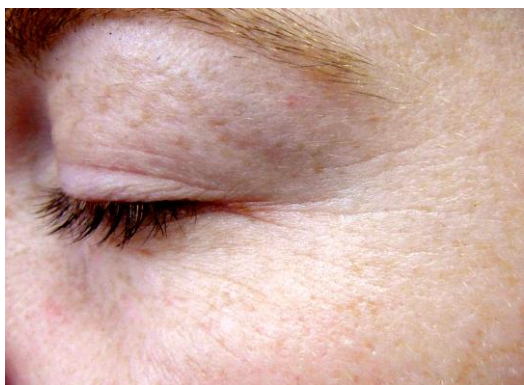
Randomly selected photographs, attached to the report, with the skin profiles added below (profiles made before the application and after 4 weeks of product use) confirm smoothing and anti-wrinkle effect of the product, as declared by the Manufacturer. Smoothing of the skin surface and reducing the visibility of wrinkles can be clearly seen.

PHOTOGRAPHS OF THE SKIN AROUND THE EYES (OF SELECTED PROBANDS)

BEFORE APPLICATION

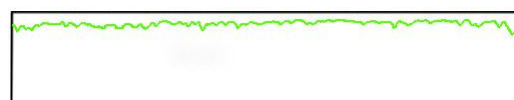
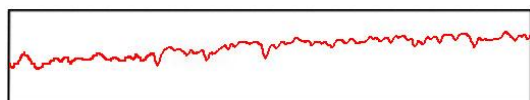
AFTER 4 WEEKS OF APPLICATION

Anti-wrinkle



BEFORE APPLICATION

AFTER 4 WEEKS OF APPLICATION



CONCLUSIONS

Apparatus tests confirmed the declared properties of **COLWAY NATURAL COLLAGEN** and revealed that, if used regularly, it:

- moisturises and gives a long-lasting effect of optimal moisturisation of the skin,
- improves biomechanical parameters of the skin: suppleness, elasticity and plasticity,
- smoothes the skin,
- makes wrinkles shallower.

II. OPINIONS AND INTERPRETATIONS CONCERNING THE EVALUATION OF THE DECLARED FUNCTIONAL PROPERTIES

On the basis of the conducted test it can be stated that the functional properties declared by the Manufacturer were confirmed for

COLWAY NATURAL COLLAGEN

(Act of 30 March, 2001 on cosmetics, Article 11, section 1, point 6)

<i>Name and signature of the person producing the test report</i>	<i>Name and signature of the person responsible for dermatological evaluation</i>	<i>Name, post and signature of the person authorising the report</i>

Annexes:

- 1 - certificate of microbiological test,
- 2 - general evaluation of the product by the probands,
- 3 - general evaluation of the product by the beautician,
- 4 – 9 apparatus test results,
- 10A – 10B - randomly selected skin profiles.

END OF THE REPORT

Note: Questionnaires that provided the basis for the evaluation are available at our Office.

Copy 1, 2 (the Client)

Copy 3 ad acta (*B – 17477/3345/08*)